HOW DO I CAST IN WIND?

Move first, so the wind comes from behind you or onto your other side. Then change the cast. Tighten the loop, cast lower or side-arm into a headwind, and cast shorter. When the wind blows onto your rod-hand side, cast over your other shoulder.

Seen from above. Right-handed caster: left-handed casters, mirror it. Dark arrow: the wind. Orange: the cast. Dark dashed: where you aim. Red dashed: a normal cast, blown into you.

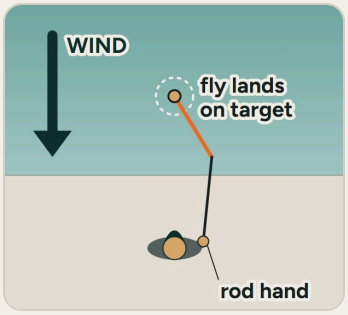

WIND IN YOUR FACE

WHERE TO STAND

Move so it comes from behind you or onto your other side, if the water lets you.

CHANGE THE CAST

- **Tighter loop, forward cast aimed lower than usual, just above the water**
- **Side-arm, and shorter casts**
- **Or move so it is not in your face**

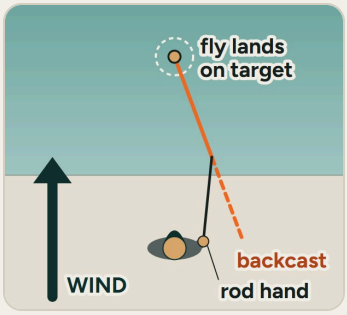

WIND FROM BEHIND

Fine where you are.

- **Low, firm backcast into the wind**
- **Aim the forward cast a little higher**
- **False cast less**

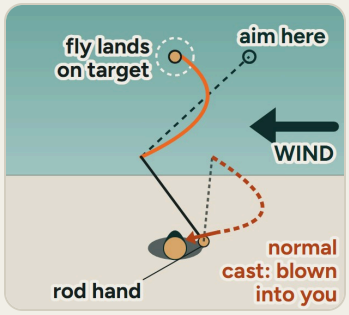

WIND ONTO YOUR ROD-HAND SIDE: BLOWS THE FLY AT YOU

The dangerous wind: it blows the line and fly into your body and head.

Turn or move so it blows onto your other side.

- **Cast over your other shoulder, not side-arm**
- **Aim a little upwind of the target**
- **Or turn so it is on your other side**

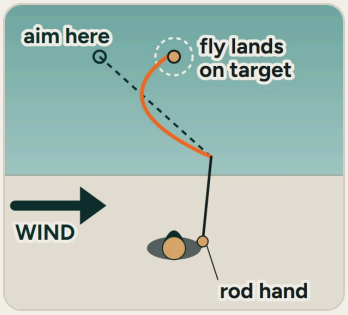

WIND ONTO YOUR OTHER SIDE

Fine where you are.

- **Your normal cast**
- **Aim a little upwind of the target**
- **Cast shorter as the wind builds**

KEEP THE HOOK AWAY FROM YOU

Wear glasses. Anglers commonly wear sunglasses or clear glasses while casting, to keep a hook out of their eyes. Polarized glasses can wait.

Wear a hat. To cover your head and ears.

Keep the fly downwind of you. That is the reason for the over-the-shoulder cast.

Take your time. Cast shorter, false cast less and watch the line in the air.

Stop when you lose control. If gusts keep blowing the fly back at you, or you cannot see where it lands, stop or move.

WHEN TO MOVE

Before you go. The weather tile on a Fly Findr water page gives the wind, with its date.

On the water. Walk the bank until the wind is behind you or on your other side. Look for water sheltered by a high bank or trees.

Between gusts. Wait for a lull, then cast.

What the evidence doesn't show. No study in Fly Findr's research tested any of these casting changes: they are the methods anglers use. Two studies link wind with catch, for sea trout in Shetland and muskellunge in a Wisconsin lake. Neither says which way the effect runs, so this sheet makes no claim that wind helps or hurts your fishing. Hauls are later skills, not taught here.